






























ATTACHMENT 1: CRASHWORTHINESS EVALUATIONS, p.1 of 2

Midsize luxury/near luxury cars	FRONT EVALUATION	SIDE EVALUATION	REAR CRASH PROTECTION
<p>SAAB 9-3 SIDE IMPACT TEST CONDUCTED WITH STANDARD FRONT & REAR HEAD CURTAIN AIRBAGS & FRONT SEAT-MOUNTED TORSO AIRBAGS front: 2003-05 models; test vehicle = 3,322 lbs. side: 2004-05 models (mfg. after Dec. 2003); test vehicle = 3,236 lbs. rear: 2005 models</p>	 	 	
<p>NEW SIDE TEST AUDI A4/S4 SIDE IMPACT TEST CONDUCTED WITH STANDARD FRONT & REAR HEAD CURTAIN AIRBAGS & FRONT SEAT-MOUNTED TORSO AIRBAGS front: 2002-05 A4 models (mfg. after Feb. 2002); test vehicle = 3,569 lbs. front: 2004-05 S4 models side: 2005 models (mfg. after Oct. 2004); test vehicle = 3,675 lbs. rear: 2005 models (mfg. after Oct. 2004)</p>	 	 	
<p>ACURA TL SIDE IMPACT TEST CONDUCTED WITH STANDARD FRONT & REAR HEAD CURTAIN AIRBAGS & FRONT SEAT-MOUNTED TORSO AIRBAGS front: 2004-05 models; test vehicle = 3,552 lbs. side: 2004-05 models; test vehicle = 3,554 lbs. rear: 2004-05 models</p>	 		
<p>LEXUS ES 300/330 SIDE IMPACT TEST CONDUCTED WITH STANDARD FRONT & REAR HEAD CURTAIN AIRBAGS & FRONT SEAT-MOUNTED TORSO AIRBAGS front: 2002-05 models; test vehicle = 3,461 lbs. side: 2004-05 models (mfg. after April 2004); test vehicle = 3,487 lbs. rear: 2004-05 models</p>	 		
<p>NEW SIDE TEST VOLVO S60 SIDE IMPACT TEST CONDUCTED WITH STANDARD FRONT & REAR HEAD CURTAIN AIRBAGS & FRONT SEAT-MOUNTED TORSO AIRBAGS front: 2001-05 models; test vehicle = 3,422 lbs. side: 2005 models; test vehicle = 3,515 lbs. rear: 2003-05 models</p>			
<p>SAAB 9-5 SIDE IMPACT TEST CONDUCTED WITH STANDARD FRONT SEAT-MOUNTED COMBINATION HEAD & TORSO AIRBAGS front: 2002-05 models (mfg. after Nov. 2001); test vehicle = 3,602 lbs. side: 1999-2005 models; test vehicle = 3,505 lbs. rear: 2005 models</p>	 		
<p>MERCEDES C CLASS SIDE IMPACT TEST CONDUCTED WITH STANDARD FRONT & REAR HEAD CURTAIN AIRBAGS & FRONT & REAR DOOR-MOUNTED TORSO AIRBAGS front: 2001-05 models; test vehicle = 3,395 lbs. side: 2005 models; test vehicle = 3,347 lbs. rear: 2004-05 models</p>	 		

continues on next page ▶

 GOOD	 MARGINAL
 ACCEPTABLE	 POOR

ORDER OF VEHICLES REFLECTS RATINGS IN FRONT, SIDE, AND REAR TESTS

















FOR MORE DETAILED CRASHWORTHINESS EVALUATIONS OF MIDSIZE LUXURY/NEAR LUXURY CARS AND EVALUATIONS OF OTHER GROUPS OF VEHICLES, GO TO WWW.IIHS.ORG

FRONTAL RATINGS are based on performance in a 40 mph frontal offset crash test into a deformable barrier. **CAUTION:** Frontal ratings cannot be compared across vehicle type and weight categories because the kinetic energy involved in the frontal test depends on the speed and weight of the test vehicle, and the crash is more severe for heavier vehicles. Given equivalent frontal ratings for heavier and lighter vehicles, the heavier vehicle typically will offer better protection in real-world crashes.

SIDE RATINGS are based on performance in a crash test in which the side of the vehicle is struck by a moving deformable barrier with a front end that represents the front of a typical SUV or pickup. The moving barrier strikes the vehicle at 31 mph in a perpendicular impact. **NOTE:** Side ratings can be compared across vehicle type and weight categories while frontal ratings cannot.

REAR CRASH PROTECTION RATINGS are based on a two-step evaluation. In the first step restraint geometry is rated. Seats with good or acceptable geometric ratings then are subjected to a dynamic test. Seats with head restraints rated marginal or poor, based on geometry, aren't tested because they cannot protect taller occupants.

ATTACHMENT 1: CRASHWORTHINESS EVALUATIONS, p.2 of 2

Midsize luxury/near luxury cars	FRONT EVALUATION	SIDE EVALUATION	REAR CRASH PROTECTION
<p>JAGUAR X-TYPE SIDE IMPACT TEST CONDUCTED WITH STANDARD FRONT & REAR HEAD CURTAIN AIRBAGS & FRONT SEAT-MOUNTED TORSO AIRBAGS front: 2002-05 models (mfg. after Dec. 2001); test vehicle = 3,598 lbs. side: 2002-05 models; test vehicle = 3,585 lbs. rear: 2004-05 models</p>	 		
<p>LEXUS IS 300 front: 2002-05 models; test vehicle = 3,395 lbs. rear: 2001-05 models</p>	 	<p>new 2006 model to be tested later this year</p>	
<p>BMW 3 SERIES front: 2000-05 models (mfg. after Nov. 1999); test vehicle = 3,347 lbs. rear: 2002-05 models</p>	 	<p>design changes under way; test later this year</p>	
<p>ACURA TSX front: 2004-05 models; test vehicle = 3,278 lbs. rear: 2004-05 models</p>	 	<p>design changes under way; test later this year</p>	
<p>INFINITI G35 front: 2003-05 models; test vehicle = 3,468 lbs. rear: 2005 models</p>	 	<p>design changes under way; test later this year</p>	

end of midsize luxury/near luxury cars attachment

 GOOD	 MARGINAL
 ACCEPTABLE	 POOR