

ATTACHMENT 2: CRASHWORTHINESS EVALUATIONS, p.1 of 2

Midsize moderately priced cars	FRONT EVALUATION	SIDE EVALUATION	REAR CRASH PROTECTION	
<p>VOLKSWAGEN NEW JETTA SIDE IMPACT TEST CONDUCTED WITH STANDARD FRONT & REAR HEAD CURTAIN AIRBAGS & FRONT SEAT-MOUNTED TORSO AIRBAGS front: 2005 models (mfg. after Nov. 2004); test vehicle = 3,214 lbs. side: 2005 models (mfg. after Nov. 2004); test vehicle = 3,228 lbs. rear: 2005 models (mfg. after Nov. 2004)</p>	G	BEST PICK side	G	A
<p>CHEVROLET MALIBU SIDE IMPACT TEST CONDUCTED WITH OPTIONAL FRONT & REAR HEAD CURTAIN AIRBAGS & FRONT SEAT-MOUNTED TORSO AIRBAGS front: 2004-05 models; test vehicle = 3,183 lbs. side: 2005 models; test vehicle = 3,258 lbs. rear: 2004-05 models</p>	G	BEST PICK side	G	A
<p>TOYOTA CAMRY SIDE IMPACT TEST CONDUCTED WITH OPTIONAL FRONT & REAR HEAD CURTAIN AIRBAGS & FRONT SEAT-MOUNTED TORSO AIRBAGS front: 2002-05 models; test vehicle = 3,276 lbs. side: 2004-05 models; test vehicle = 3,203 lbs. rear: 2002-04 models; 2005 to be tested later this year</p>	BEST PICK frontal	G	G	M
<p>HONDA ACCORD SIDE IMPACT TEST CONDUCTED WITH FRONT & REAR HEAD CURTAIN AIRBAGS & FRONT SEAT-MOUNTED TORSO AIRBAGS (OPTIONAL IN 2004 MODELS, STANDARD IN 2005s) front: 2003-05 models; test vehicle = 3,186 lbs. side: 2004-05 models; test vehicle = 3,157 lbs. rear: 2003-05 models</p>	BEST PICK frontal	G	G	P
<p>MITSUBISHI GALANT SIDE IMPACT TEST CONDUCTED WITH STANDARD FRONT SEAT-MOUNTED COMBINATION HEAD & TORSO AIRBAGS front: 2004-05 models; test vehicle = 3,395 lbs. side: 2005 models; test vehicle = 3,391 lbs. rear: 2004-05 models</p>	G	G	P	
<p>VOLVO S40 SIDE IMPACT TEST CONDUCTED WITH STANDARD FRONT & REAR HEAD CURTAIN AIRBAGS & FRONT SEAT-MOUNTED TORSO AIRBAGS front: 2004-05 models (mfg. after Feb. 2004); test vehicle = 3,168 lbs. side: 2005 models; test vehicle = 3,245 lbs. rear: 2005 models (mfg. after Feb. 2004)</p>	BEST PICK frontal	G	A	G
<p>SUBARU LEGACY SIDE IMPACT TEST CONDUCTED WITH STANDARD FRONT & REAR HEAD CURTAIN AIRBAGS & FRONT SEAT-MOUNTED TORSO AIRBAGS front: 2005 models; test vehicle = 3,298 lbs. side: 2005 models; test vehicle = 3,322 lbs. rear: 2005 models</p>	BEST PICK frontal	G	M	A

continues on next page ▶

 GOOD	 MARGINAL
 ACCEPTABLE	 POOR


























ORDER OF VEHICLES REFLECTS RATINGS IN FRONT, SIDE, AND REAR TESTS

FOR MORE DETAILED CRASHWORTHINESS EVALUATIONS OF MIDSIZE MODERATELY PRICED CARS AND EVALUATIONS OF OTHER GROUPS OF VEHICLES, GO TO WWW.IIHS.ORG

FRONTAL RATINGS are based on performance in a 40 mph frontal offset crash test into a deformable barrier. **CAUTION:** Frontal ratings cannot be compared across vehicle type and weight categories because the kinetic energy involved in the frontal test depends on the speed and weight of the test vehicle, and the crash is more severe for heavier vehicles. Given equivalent frontal ratings for heavier and lighter vehicles, the heavier vehicle typically will offer better protection in real-world crashes.

SIDE RATINGS are based on performance in a crash test in which the side of the vehicle is struck by a moving deformable barrier with a front end that represents the front of a typical SUV or pickup. The moving barrier strikes the vehicle at 31 mph in a perpendicular impact. **NOTE:** Side ratings can be compared across vehicle type and weight categories while frontal ratings cannot.

REAR CRASH PROTECTION RATINGS are based on a two-step evaluation. In the first step restraint geometry is rated. Seats with good or acceptable geometric ratings then are subjected to a dynamic test. Seats with head restraints rated marginal or poor, based on geometry, aren't tested because they cannot protect taller occupants.

Midsize moderately priced cars	FRONT EVALUATION	SIDE EVALUATION	REAR CRASH PROTECTION
<p>NEW SIDE TEST NISSAN MAXIMA SIDE IMPACT TEST CONDUCTED WITH STANDARD FRONT & REAR HEAD CURTAIN AIRBAGS & FRONT SEAT-MOUNTED TORSO AIRBAGS front: 2004-05 models; test vehicle = 3,472 lbs. side: 2004-05 models; test vehicle = 3,481 lbs. rear: 2004-05 models</p>	 		
<p>NISSAN ALTIMA SIDE IMPACT TEST CONDUCTED WITHOUT OPTIONAL AIRBAGS front: 2002-05 models; test vehicle = 3,150 lbs. side: 2002-05 models; test vehicle = 3,095 lbs. rear: 2005 models</p>			
<p>CHEVROLET MALIBU SIDE IMPACT TEST CONDUCTED WITHOUT OPTIONAL AIRBAGS front: 2004-05 models; test vehicle = 3,183 lbs. side: 2004-05 models; test vehicle = 3,254 lbs. rear: 2004-05 models</p>			
<p>TOYOTA CAMRY SIDE IMPACT TEST CONDUCTED WITHOUT OPTIONAL AIRBAGS front: 2002-05 models; test vehicle = 3,276 lbs. side: 2002-05 models; test vehicle = 3,197 lbs. rear: 2002-04 models; 2005 to be tested later this year</p>	 		
<p>MAZDA 6 SIDE IMPACT TEST CONDUCTED WITHOUT OPTIONAL AIRBAGS front: 2003-05 models; test vehicle = 3,086 lbs. side: 2003-05 models; test vehicle = 3,137 lbs. rear: 2003-05 models</p>	 		
<p>NEW SIDE TEST SUZUKI VERONA SIDE IMPACT TEST CONDUCTED WITH STANDARD FRONT SEAT-MOUNTED COMBINATION HEAD & TORSO AIRBAGS front: 2004-05 models; test vehicle = 3,385 lbs. side: 2005 models; test vehicle = 3,347 lbs. rear: 2004-05 models</p>			
<p>DODGE STRATUS/CHRYSLER SEBRING SIDE IMPACT TEST CONDUCTED WITHOUT OPTIONAL AIRBAGS front: 2001-05 models; test vehicle = 3,252 lbs. side: 2001-05 models; test vehicle = 3,126 lbs. rear: 2003-05 models</p>			
<p>SATURN L SERIES SIDE IMPACT TEST CONDUCTED WITH FRONT & REAR HEAD CURTAIN AIRBAGS (OPTIONAL IN 2001 MODELS, STANDARD IN 2002-05s) front: 2000-05 models; test vehicle = 3,192 lbs. side: 2001-05 models; test vehicle = 3,210 lbs. rear: 2001-05 models</p>			
<p>HYUNDAI SONATA/KIA OPTIMA SIDE IMPACT TEST CONDUCTED WITH STANDARD FRONT SEAT-MOUNTED COMBINATION HEAD & TORSO AIRBAGS front: 1999-2005 models (Sonata); 2001-05 models (Optima) test vehicle = 3,131 lbs. side: 1999-2005 models (Sonata); 2001-05 models (Optima) test vehicle = 3,277 lbs. rear: 2001-05 models</p>			
<p>VOLKSWAGEN PASSAT front: 1998-2005 models; test vehicle = 3,170 lbs. rear: 2001-05 models</p>	 	<div style="border: 1px solid black; padding: 2px; text-align: center;"> new model to be tested later this year </div>	

end of midsize moderately priced cars attachment

 GOOD  MARGINAL
 ACCEPTABLE  POOR